



The VESALIUS TRUST
for Visual Communication in the Health Sciences

SUPPORTING EXCELLENCE IN HEALTH SCIENCE VISUAL COMMUNICATIONS

2020 ANNUAL REPORT

DRIVING POSITIVE CHANGE IN THE HEALTH SCIENCES

A Letter from the Vesalius Trust President

DAVID W. EHLERT, MAMS, CMI, FAMI

ON BEHALF OF THE VESALIUS TRUST, I SINCERELY HOPE THIS MESSAGE finds you healthy and safe amidst these difficult times. As the Trust's President, I must humbly note the writing of this letter after a year—unlike any other in our lifetimes—has been challenging. On the one hand, the second half of 2019 was in alignment with previous years. On the other hand, in the first half of 2020, we began to experience a new reality causing us to adjust radically to novel ways of upholding the **Core Values of the Trust: Accountability, Guarantor of Loyalty, Fiscal Responsibility, and Trust.**

2nd Half 2019: Business as Usual

THE VESALIUS TRUST MET ITS GOALS BY SUPPORTING

research and funding projects. These included graduate student theses, many of which may have long-term benefits to biomedical communication, and the establishment of the Robert J. Demarest Educational Fund. We met our goals thanks to you, Friends, and supporters of the Trust. What follows are a few activities:

- The Trust held its interim meeting during the Association of Medical Illustrators (AMI) conference in Milwaukee, WI. We focused on final details for fundraising events, social media outreach initiatives, and long-range planning, to name a few.
- At the AMI conference, the Trust generated \$16,854* in donations†, thanks in part to the Silent Auction, Live Auction, and “Vesalian Beast” special event. Compared to 2015 through 2018, 2019 was a low year, yet it was within the range of 2018.

*100% of funds donated go towards the Alan W. Cole Memorial fund, which provides student scholarships.

†Contributions to the Trust, a 501(c)(3) organization, are fully deductible under current tax laws.

1st Half 2020: #VT2020Vision

What started as business as usual quickly turned into navigating the COVID-19 pandemic. We aligned on our #VT2020vision, which became our true north for initiatives planned throughout 2020. What follows are a few highlights:

- The Trust held its annual meeting in Cincinnati, OH, in February 2020. We welcomed new Trustees to the board of directors, including Joan M. K. Tycko, Wendy Beth Jackelow, and Mark Miller. Additionally, we thanked those that have been a rock for the Trust, including Pat Thomas, Richard Weaver, and Sue Seif. Jill Rhead, who was terrific as the Trust’s President for the past two years, became an interim Vice President as I assumed the President’s role. The board focused on the road so far and looked ahead to the 75th AMI conference at this meeting. The board also had the opportunity to visit the Lloyd Library and Museum, where they were joined by Tonya Hines and Dr. Stephen Joffe, to view the the Vesalius Trust Collection of Art Serving Medicine and Science.
- The Trust also welcomed a new interim Executive Director (ED) as Tina Schott of Schott Management Group had announced her intention of resigning in the spring of 2020. Joan M. K. Tycko offered to assume the role of interim ED, thereby leaving the Trust board. She took the part of interim ED by way of a unanimous vote of approval. We have been abundantly grateful to have Joan’s support through this challenging time.
- As COVID-19 became a full-fledged pandemic in early April, the Trust decided to refrain from any networking/

live auction social event at the AMI meeting. We did this in the interest of public health and acted upon our 2020 vision to evaluate how we could continue to generate awareness and support in a meaningful and high impact way. Of which, we began planning for the Trust’s first ever Virtual Team Challenge and Online Silent Auction.

- On a personal note, during this time I was deeply concerned about volunteer burnout. Yet, the board came together to support and ideate how we could evolve to ensure the Trust’s ability to support excellence in health science visual communications was upheld. It is an honor to serve alongside these trusted individuals.

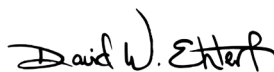
In closing, as Bill Andrews, founding president of the Vesalius Trust, has said:

“There has never been a greater need for those who can clearly explain, through visuals, the complexities of high-tech medicine.”

I can’t underscore this enough. During this challenging time, the Trust is grateful for the strong partnership with you, fellow supporters of excellence. Your support in driving positive change in the health sciences is genuinely appreciated.

We look forward to once again celebrating our field together.

Sincerely,



**DAVID W. EHLERT,
MAMS, CMI, FAMI
PRESIDENT,
VESALIUS TRUST**



The Vesalius Trust, founded in 1988, fosters the study, research, and practice in the visual communication of health information at all levels. From childhood through the practice of medicine and cutting-edge research, learning from quality imagery is increasingly essential in today’s high energy digital world.

To learn more, please visit vesaliustrust.org

ABOUT THE TRUST

**MARK MILLER, DIRECTOR AND
JILL RHEAD, MA, CMI, FAMI, VICE PRESIDENT**

THE VESALIUS TRUST FOR VISUAL COMMUNICATION

in the Health Sciences was established and incorporated as a 501(c)(3) charitable foundation in 1988, the result of the efforts of leading professionals in the field of medical illustration. It was their desire to establish a foundation to raise and maintain funds for education and research in the field of medical illustration and related professions. Though a wholly separate entity, the Vesalius Trust works hand in hand with the AMI in the support of both student and professional education and the promotion of excellence in what now is more commonly referred to as the profession of biomedical visual communication.

The Vesalius Trust is named after pioneering Renaissance anatomist and physician, Andreas Vesalius, whose atlas masterpiece, *De Humani Corporis Fabrica* (On the Structure of the Human Body), originally published in 1543, revolutionized and modernized anatomic understanding.

Since its inception, the Vesalius Trust has distributed nearly \$600,000 in support of scholarships, research grants, and continuing education, including the popular annual Art and Anatomy tours (see page 16 for more information). Additionally, the Trust has lent its support to the preservation of traditional media medical illustration in collaboration with the Lloyd Library and Museum in Cincinnati, OH.

The Trust has remained nimble and resilient throughout its 32 years, having weathered the storm of uncertain economic times and, more recently, the substantial challenges of a pandemic. However, the Trust's outlook is bright and thus it will continue to support the tripartite goals of advancing education, promoting excellence, and preserving the rich history of biomedical visual communication.

Vesalius Trust for Visual Communications in the Health Sciences



People

- President
- Treasurer
- Board of Directors
- Advisors
- Vice President
- Secretary
- Executive Director
- Other Volunteers

Development & Fundraising

- Events
- Special Fundraisers
- Online Merchandise Sales
- Corporate Donors
- Estate Bequeaths
- Friends of the Trust



Advancing Education:

- Student Scholarships
- Professional Continuing Education Funding
- Graduate Student Poster Sessions
- Art & Anatomy Tours

Promoting Excellence:

- Student & Professional Awards

Preservation:

- Lloyd Library Collection

OUR FINANCIAL HEALTH

JOAN M. K. TYCKO, MA, MBA, CMI, FAMI, EXECUTIVE DIRECTOR

FISCAL YEARS 2018-19 AND 2019-20 WERE PERIODS

marked by growth in private donations and successful fundraising initiatives. Our total holdings stayed steady at just below the \$500,000 mark in FY2019 with a slight drop in our investments in FY2020 due to the market downturn. Administrative expenses, which were temporarily low in 2019, rose back to normal levels as we transitioned between our former executive director, Tina Schott, and the interim executive director, Joan M. K. Tycko, in early 2020.

GENEROUS DONORS

Contributions from individuals increased by 250% between the two fiscal years, with a major donation from the estate of Margaret Henry, a former executive director of the Trust, and over \$13,500 in donations to create the Robert J. Demarest Educational Fund. Another \$33,000 came from the continued support of our Friends of the Trust (FOT) and other private donors, and monies given to the AMI Educational Fund (AMI Fund).

Participants in our annual fundraising events, held in conjunction with the AMI meeting each summer, donated an additional \$27,500 for student scholarships. Our popular InSane Comics and Russell Drake Sketchbooks brought in \$2,000 in sales at these events and throughout the year.

AWARDING SCHOLARSHIPS & PROVIDING SUPPORT

With this donor generosity, we were able to make 31 awards totaling \$22,500 to graduate students in medical illustration in FY2018-19 and FY2019-20. The AMI also received a \$2,500 grant to support the production of a book chronicling its 75-year history. We also continued to provide financial support for the Trust Collection, which is generously housed in the Lloyd Library and Museum in Cincinnati, OH. (For more info on the Collection, see page 15.)

PROFIT AND LOSS COMPARISON

Fiscal Year 2019-20
(July 1, 2019 – June 30, 2020)

Fiscal Year 2018-19
(July 1, 2018 – June 30, 2019)

INCOME

Contributions

Restricted Contributions	\$13,712.00	\$1,563.59
Unrestricted Contributions	\$32,864.26	\$18,761.80

Total Contributions	\$46,576.26	\$20,325.39
----------------------------	--------------------	--------------------

Interest & Investments	(\$39,224.37)	\$10,992.97
Sales	\$1,005.75	\$690.02
Special Events & Activities	\$13,048.55	\$13,376.09

TOTAL INCOME/GROSS PROFIT	\$21,406.19	\$45,331.36
----------------------------------	--------------------	--------------------

EXPENSES

Administrative Expenses	\$34,616.96	\$22,974.46
Conferences, Conventions & Meetings	\$2,177.62	\$1,794.31
Investment Expenses	\$5,550.85	\$5,851.21
Program Service Expenses	\$2,795.53	\$100.00
Sales Expenses	-	\$599.20
Scholarships, Grants & Awards	\$11,000.00	\$11,511.65
Special Events & Activities Expenses	\$1,101.61	\$603.05
Other Expenses	\$446.99	\$5,965.33

TOTAL EXPENSES	\$57,689.56	\$49,399.21
-----------------------	--------------------	--------------------

NET INCOME	(\$36,283.37)	(\$4,067.85)
-------------------	----------------------	---------------------

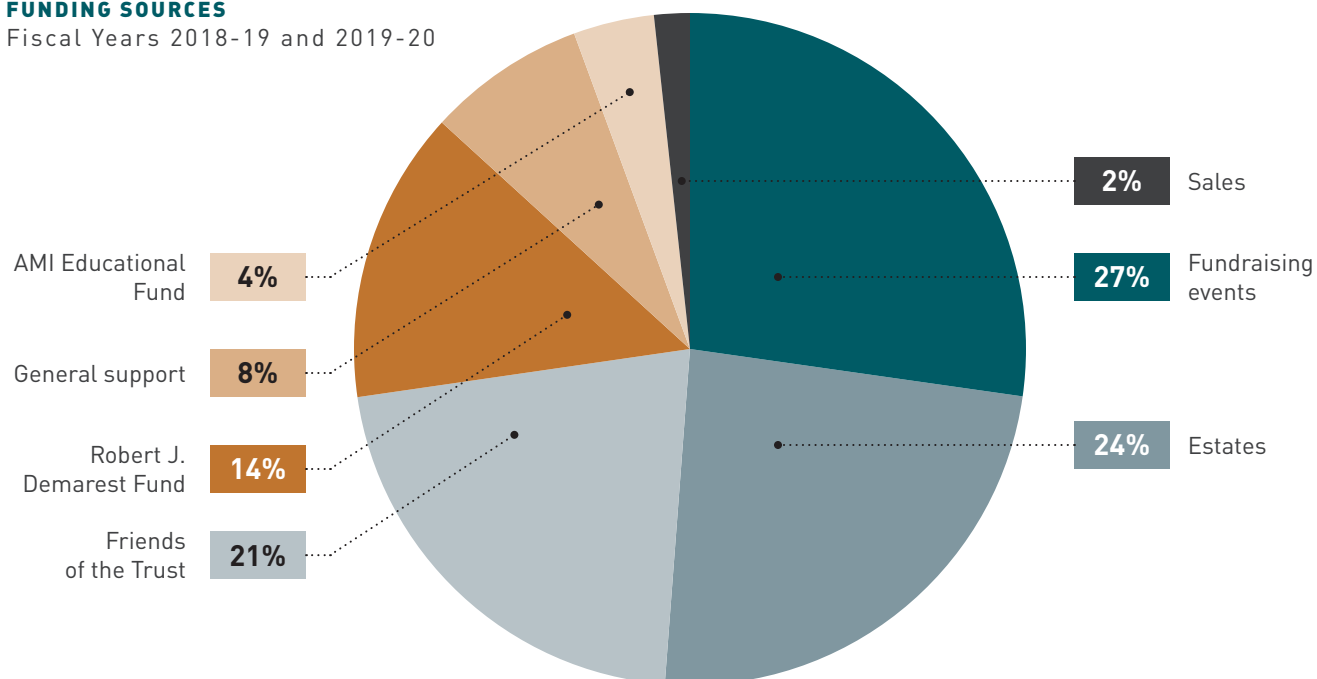
As of June 30, 2020, the close of the fiscal year FY2019-20, the Trust has given out 474 awards to students totaling \$407,800 and has provided over \$100,000 in funding for education in the field of visual communication in the health sciences.

BALANCE SHEET COMPARISON

	Fiscal Year 2019-20 (July 1, 2019 – June 30, 2020)	Fiscal Year 2018-19 (July 1, 2018 – June 30, 2019)
ASSETS		
Current Assets		
Bank Accounts	\$9,986.90	\$1,417.05
Accounts Receivable	(\$760.00)	(\$760.00)
Undeposited Funds	-	\$78.00
Total Current Assets	\$9,226.90	\$735.05
Fixed Assets	\$783.89	\$783.89
Other Assets – Investment Fund	\$444,357.26	\$489,132.48
TOTAL ASSETS	\$454,368.05	\$490,651.42
LIABILITIES AND EQUITY		
Total Liabilities	-	-
Equity		
Temporary Restricted Net Assets	\$400,328.31	\$400,328.31
Unrestricted Net Assets	\$90,323.11	94,390.96
Net Income	(36,283.37)	(4,067.85)
Total Equity	\$454,368.05	\$490,651.42
TOTAL LIABILITIES AND EQUITY	\$454,368.05	\$490,651.42

FUNDING SOURCES

Fiscal Years 2018-19 and 2019-20



2019 VESALIUS TRUST SCHOLARS

ALAN COLE SCHOLARSHIP

Alexander Young

University of Toronto

For the Paper:

Twin-Twin Surgical Simulator: Scaffolding Learning Using Visual Complexity in a Surgical Simulator for TTTS



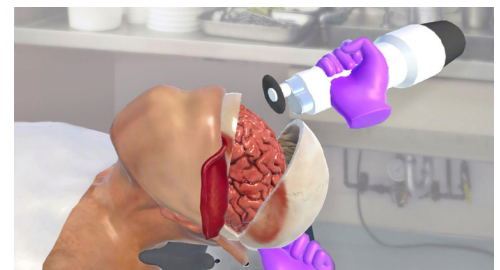
JOYCE MCGILL SCHOLARSHIP

Insil Choi

Johns Hopkins University
Medical School

For the Paper:

Autopsy Brain Removal Training Using Virtual Reality Simulation




VESALIAN SCHOLARS

Mona Li

University of Toronto

For the Paper:

Palliative Care Comics: Design and Pilot Testing of a Person-Centered Patient Education Tool




Shirley Long

University of Toronto

For the Paper:

Metabolism in Motion



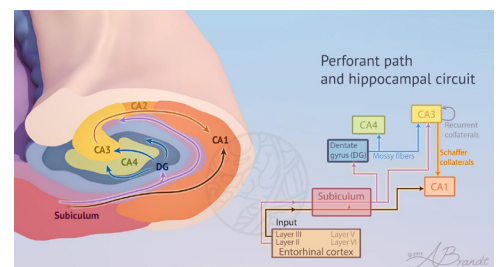
RESEARCH GRANT RECIPIENTS

Alisa Brandt

Johns Hopkins University
Medical School

For the Paper:

Morphology of Memory: Creating a Web-Based 3D Interactive Resource to Teach the Anatomy of the Human Hippocampus



Isabel Romero Calvo

University of Illinois Chicago

For the Paper:

The Impact of Visual Scientific Data on Comprehension and Perception of Educational Animations for Biomedical Researchers




Casey Garr

University of Illinois Chicago

For the Paper:

Utilizing Visual Storytelling and Cultural Traditions to Promote Active Engagement in Health Education

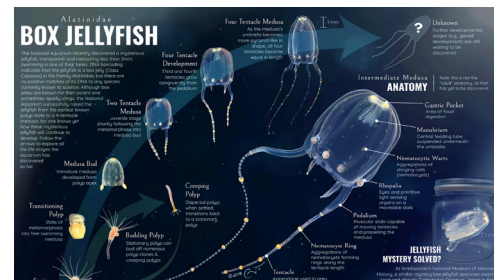


Cecilia Johnson

Johns Hopkins University
Medical School

For the Paper:

An Expandable Digital Repository of Novel 3D Visualizations of the Cytoskeleton in Metastasis

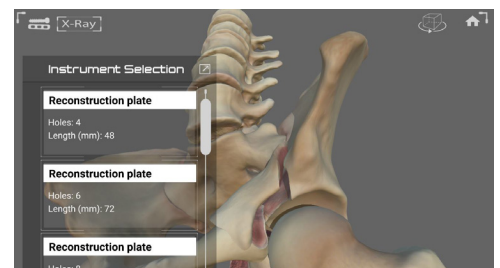


Vondel Mahon

Johns Hopkins University
Medical School

For the Paper:

Tablet-Based Training for Open Reduction Internal Fixation: A Model for Complex Pelvic Trauma Surgery

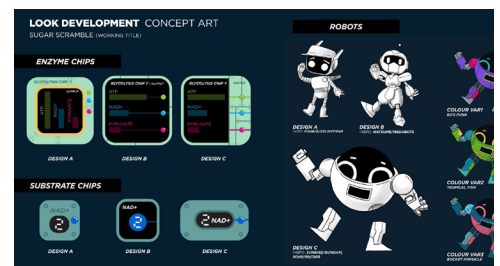


Colleen Tang Poy

University of Toronto

For the Paper:

Sugar Scramble: A Digital Game-Based Approach to Learning Glucose Metabolism

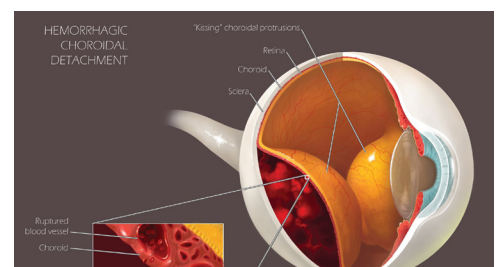


Arianna Selagea

University of Illinois Chicago

For the Paper:

Using Drawing as an Active Engagement Tool to Empower Learners and Promote Teaching of Health Topics



2020 VESALIUS TRUST SCHOLARS

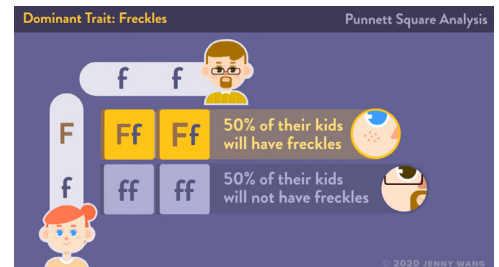
ALAN COLE SCHOLARSHIP

Jenny Wang

Johns Hopkins University
Medical School

For the Paper:

*Optimizing E-Learning in Genetics:
Creating and Comparing Four Categories
of Multimedia*



JOYCE MCGILL SCHOLARSHIP

Evelyn Lockhart

University of Toronto

For the Paper:

*Primary Hemostasis Animation for
Medical Students: An Investigation of the
Animation Processing Model in Medical
Education*



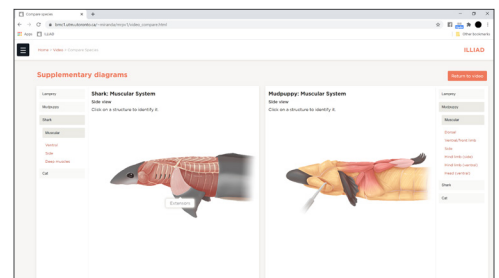
VESALIAN SCHOLARS

Chloe Ng and Miranda MacAskill

University of Toronto

For the Paper:

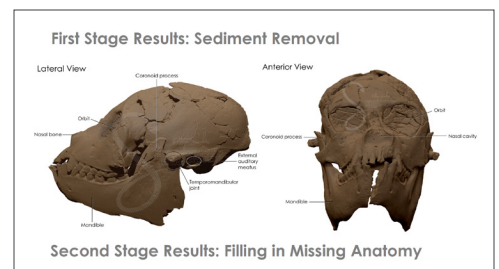
*Experiential Learning Module for
Comparative Anatomy*



Kellyn Sanders

Johns Hopkins University
Medical School

For the Paper: *3D Reconstruction of
Fossilized Skull of South American
Miocene Monkey Homunculus Patagonicus:
An Augmented Reality for Field Application*

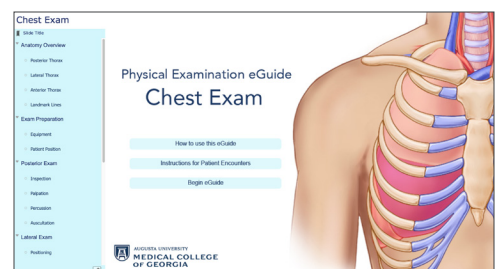


Katharine Thompson

Augusta University

For the Paper:

*An Interactive Learning Module to Teach
Chest Examination*



Caitlin Chang

University of Toronto

For the Paper:

EXIST: Exploring Visual Instructional Scaffolding in Trauma Therapy

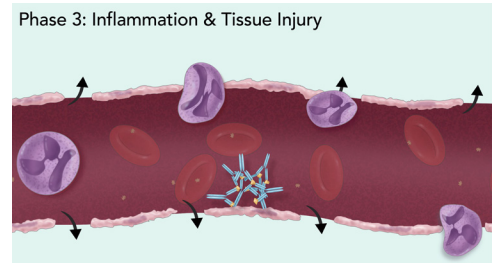


Keri Jones

Augusta University

For the Paper:

An Interactive eBook on Type II and III Hypersensitivity



Hang Yu Lin

University of Toronto

For the Paper:

An Animation Describing the Use of MRI-Guided Focused Ultrasound with Phospholipid Microspheres to Open the Blood-Brain Barrier for Drug Delivery

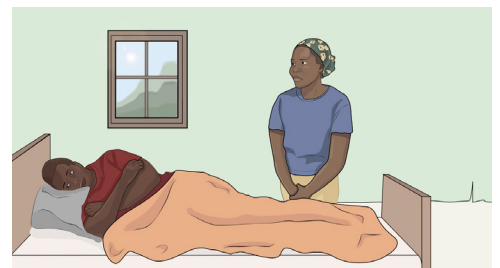


Brianna Monroe

University of Illinois at Chicago

For the Paper:

Educating the Community of Lagos, Nigeria, About Mental Health to Reduce Stigma Through Visual Storytelling

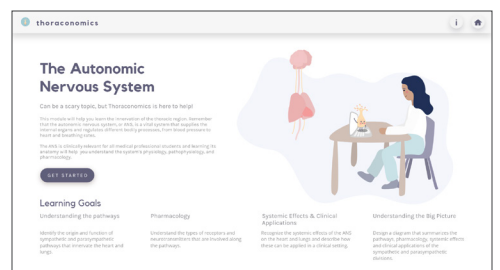


Kelly Nguyen

University of Illinois Chicago

For the Paper:

Using Emotional Design to Develop a Learner-Centered Interactive Tool to Teach the Autonomic Nervous System

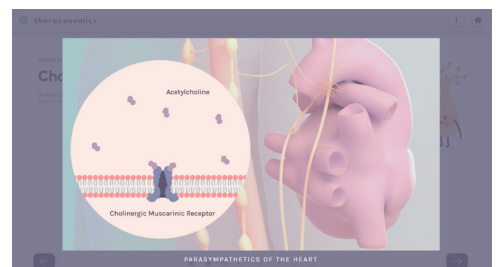


Ushma Patel

University of Illinois Chicago

For the Paper:

Designing a User-Centered Interactive E-Learning Tool To Effectively Teach the Autonomic Nervous System to Healthcare Professional Students



Jamie Peterson

Johns Hopkins University School of Medicine

For the Paper:

Visualizing Cochlear Specializations That Enhance Protection Against Hearing Loss in Bats

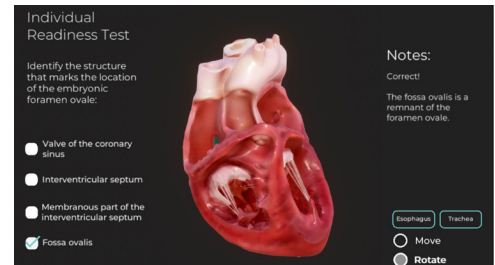


Danielle Robinson

University of Illinois Chicago

For the Paper:

Creation of a Web-Based Interactive Dissection Aid to Increase Anatomical Literacy



Helen Tang

Johns Hopkins University Medical School

For the Paper:

Individualizing Hospital Patient Education: A New Mobile App for Stroke Patients

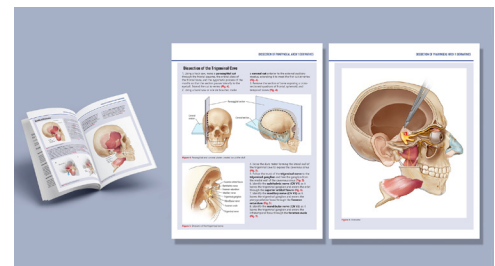


Victoria Zakrzewski

University of Illinois at Chicago

For the Paper:

Creating Effective Illustrations to Guide Medical and Applied Health Science Students Through the Dissection of Pharyngeal Arch 1 Structures on the Soft-Embalmed Cadaver




Roxanne Ziman

University of Toronto

For the Paper:

Hepatitis C and Your Transplant: An Animated Video to Educate Transplant Patients About Safely Treating HCV-Positive Organs



2019 INEZ DEMONET SCHOLAR SPOTLIGHT

FELIX SON, MSC BMC



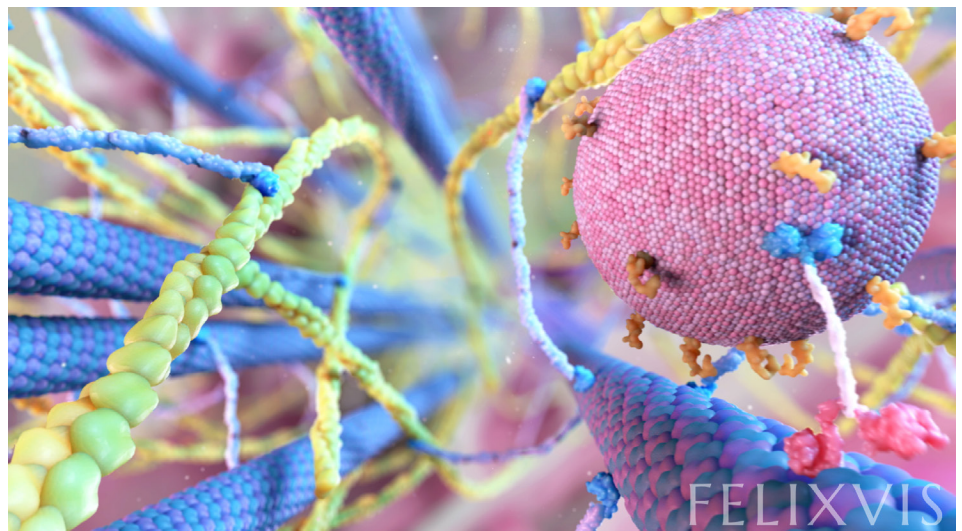
WHY IS THE VESALIUS TRUST IMPORTANT TO YOU?

“The Vesalius Trust is important as it supports graduate studies in the field of medical illustration. It provides a special chance to share students’ research and work in this community. Being awarded the Inez Demonet Scholarship is a huge encouragement, as I feel extremely honored that my potential has been acknowledged by the Vesalius Trust!”

To find out more about The Inez Demonet Scholarship and other scholarships the Trust offers, please visit vesaliustrust.org/for-students

FELIX IS A BIOMEDICAL COMMUNICATOR WITH A PASSION FOR

storytelling in science and the aesthetics of nature. He is from South Korea with a background as a medical representative in the pharmaceutical field, a military chef, and a world traveler. His mother is a painter, so his love of art and nature started early in his childhood. This intrigued him to pursue microbial engineering at Konkuk University in Seoul, where his interests in science visualization grew. The AMI website introduced him to the field of medical illustration and led him to go to Canada to pursue his Master of Biomedical Communications at the University of Toronto. Following his graduation, he launched Felixvis (felixvis.com), a sole entrepreneurship based in South Korea, which provides medical illustration and animation creation services. He has also worked for 21Grams Rad Science (formerly Radius). In addition, he does research at the Institute of Biomedical Communications in South Korea, developing educational medical art programs and resources to respond to the growing need for visual communication in science.



2020 INEZ DEMONET SCHOLAR SPOTLIGHT

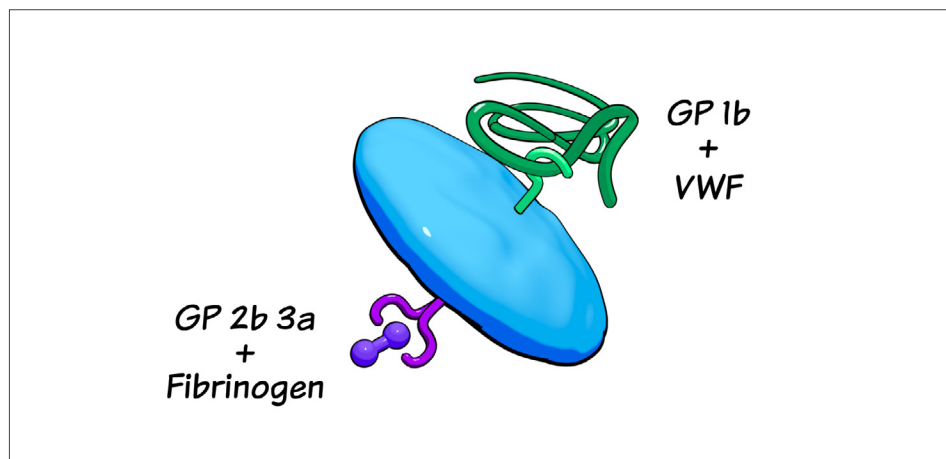
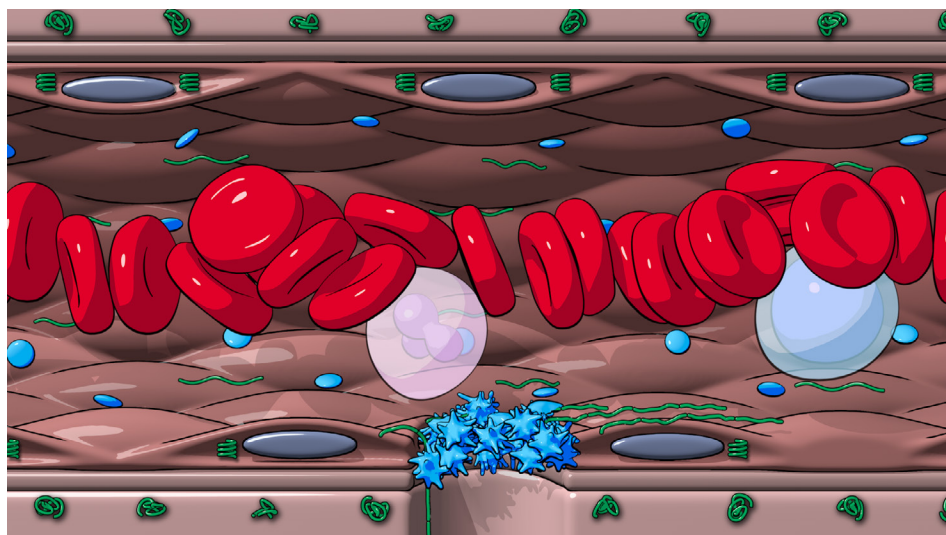
EVELYN LOCKHART, MD, MSC BMC



WHY IS THE VESALIUS TRUST IMPORTANT TO YOU?

"I am grateful beyond words for all the opportunities that my education at University of Toronto has provided. I recognize that much of my understanding of science and medicine is thanks to the work of skilled, knowledgeable biomedical communicators. In 2020, many lay people are becoming aware of how biomedical communicators are not only indispensable allies in education and research, but they also protect the public health. Now, more than ever, it is critical that we provide opportunities and support for future biomedical communication students. By directly supporting student research, the Vesalius Trust helps advance innovation in communication, as well as creating important connections between generations of biomedical communicators. The Vesalius Trust's mission is invaluable for our profession and for our society, and I look forward to supporting this mission however I can."

EVELYN IS AN ASSOCIATE PROFESSOR OF PATHOLOGY AT THE UNIVERSITY of New Mexico (UNM) who specializes in transfusion medicine and hemostasis. She attended Interlochen Arts Academy where she studied theater design and production, specializing in special effects makeup. Her ongoing work in medical education showed her the impact of visual communication for learners, inspiring her to pursue training in medical illustration. She attended the University of Toronto Master of Science in Biomedical Communication program, completing her degree in 2020. Since graduation, Evelyn has returned to Albuquerque, where she co-chairs the hematology block in the UNM School of Medicine and has created an elective rotation for residents in biomedical visualization. Additionally, she launched Lockhart Illustration (lockhartillustration.com), providing illustration services for academic and commercial clients. Lastly, Evelyn joined the board of directors of the Trust in April 2021; she looks forward to working with the VT to help advance education and research in visual communication for the health sciences.

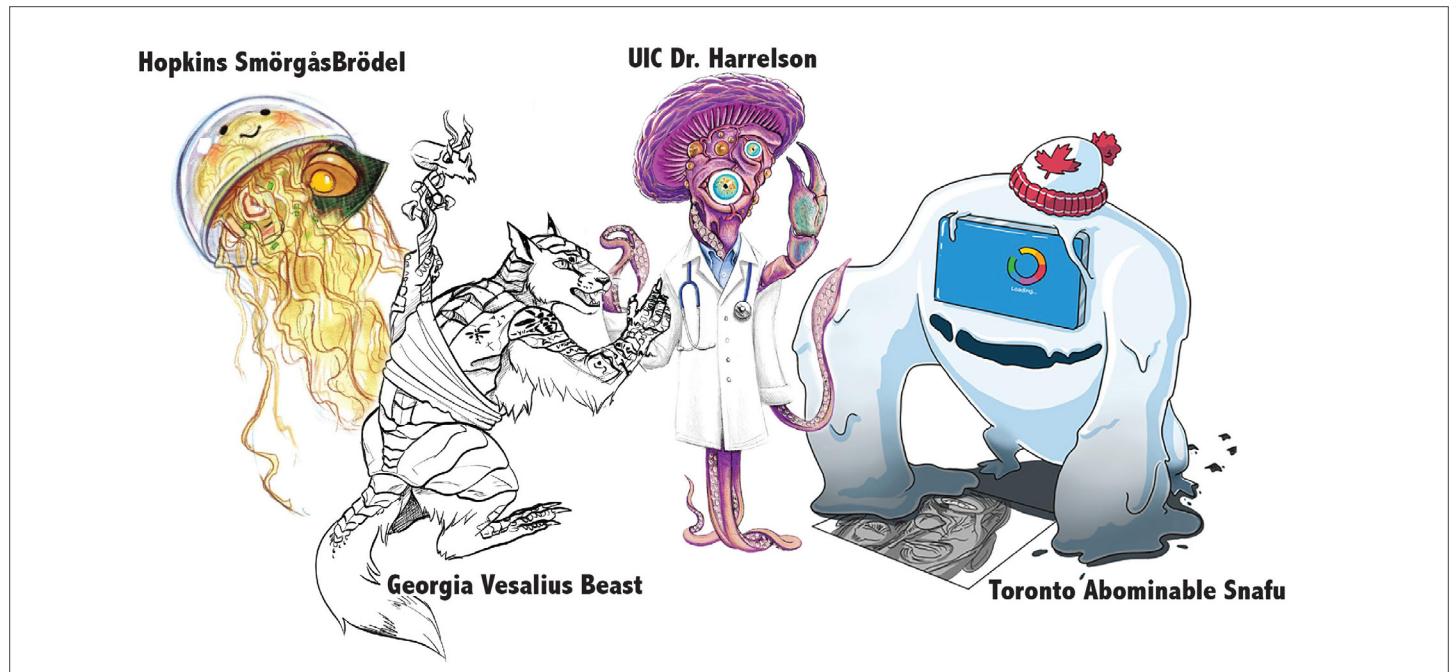


To find out more about The Inez Demonet Scholarship and other scholarships the Trust offers, please visit vesaliustrust.org/for-students

THE MAIN EVENT

Annual Fundraising in Action

**JILL RHEAD, MA, CMI, FAMI, VICE PRESIDENT AND
WENDY BETH JACKELow, MFA, CMI, FAMI, DIRECTOR**



Vesalian Beasts

ONCE UPON A TIME WHEN LIFE WAS NORMAL AND WE could gather in large groups, the Vesalius Trust hosted some amazing, creative, sometimes raucous but always entertaining events where we engaged participants in activities that raised money to be used exclusively for student grants and scholarships.

Here are the highlights of the one we held at the annual AMI meeting in Milwaukee in 2019.

Before the meeting, the excitement started building on the charity fundraising platform Crowdrise, as four teams rallied to create a Vesalian Beast who would be inserted into a story that would be completed at the live event.

In the middle of a packed room atop the hotel with beautiful, panoramic views of the city, music, merriment, and friendly competition ensued as the teams developed their illustrated stories. Eventually, these stories would be auctioned off to bring in more funds for student awards. By the end of the evening, the four teams had earned over \$7,000.

After auctioning off those imaginative stories and tallying all the Silent and Live Auction sales, the Trust collected over \$14,000 to put toward scholarships!

The Members' Mixer, hosted earlier that night in conjunction with the AMI, brought in additional funds, as did the sales of the InSane Comics books and wonderfully produced card decks. It was a successful night that secured nearly \$17,000 to aid in fostering visual communication in the health sciences.

The Vesalius Trust is grateful to our participants and donors for ensuring support for our next class of scholars.


When COVID-19 hit, the Trust improvised by moving all its fundraising online. That was fun and proved to be as profitable as the in-person events. While we are excited to be able to meet up once again in the future, we discovered some new ways of doing things by holding our yearly auction and live event online in 2020. But that is a story for a future annual report.

FRIENDS OF THE TRUST

Thank You to Our Current Friends of the Trust
DAVID W. EHLERT, MAMS, CMI, FAMI, PRESIDENT

AN FOT IS COMMITTED TO THE SUSTAINABILITY of the Vesalius Trust, and generously supports the foundation in a meaningful way that encourages and inspires others to give as well. An FOT pledges to make a significant donation over a five-year period to provide a solid foundation for future Trust activities and stewardship.

To find out more about the contribution namesakes shown at right and learn how to become an FOT, please visit vesaliustrust.org/for-donors



The Trust has created contribution levels based on the following three luminaries (shown from top left to bottom right):

Andreas Vesalius \$5,000
Leonardo da Vinci \$2,500
Max Brödel \$1,250



We'd like to take a moment to graciously recognize our current Friends of the Trust

Karen I. Adsit
Bill & Vicki Andrews
Donna Bade
Michael Belknap
& Gillian F. Duncan
Don Biggerstaff
Lisa Clark
Marie Dauenheimer
David W. Ehlert
(in memory of Al Teoli)
Jennifer Fairman
Martin E. Finch

William Hamilton
& Dr. Jackie Bird
Marcia Hartsock
Wayne E. Heim
Tonya Hines
Carolyn Holmes
Dr. & Mrs. Stephen Joffe
Gary Lees
John Martini
Mark Miller
Betsy Palay

Jim Perkins
Jill Rhead
Gary Schnitz
Mark Schornak
& Deborah A. Ravin
Sue Seif & Stu Kirkland
Edith Tagrin
Pat Thomas
Joan M.K. Tycko
Linda Warren
Richard D. Weaver

We warmly thank each of you for recognizing and supporting excellence!

If you would like to donate, please visit vesaliustrust.org/for-donors

THE TRUST COLLECTION AT THE LLOYD LIBRARY AND MUSEUM

MARCIA HARTSOCK, MA, CMI, FAMI, EXECUTIVE COMMITTEE MEMBER-AT-LARGE

SINCE 2010, THE VESALIUS TRUST HAS PARTNERED

with the Lloyd Library and Museum in Cincinnati, OH to support the Vesalius Trust Collection of Art Serving Medicine and Science, an archived collection of original medical illustrations known as the Trust Collection.

The purpose of the Trust Collection is to preserve traditionally created work and related documents in one location in order to promote research and education related to medical illustration, the history of the techniques and practices, as well as related history of biomedical sciences in the 20th century in North America.

The Lloyd Library is the repository for the Trust Collection, and the full list of artists currently represented can be found [here](#).

Over 6,000 individual pieces of illustration and supporting materials have been fully accessioned into the Trust Collection, currently representing 63 medical illustrators. The dates of this original artwork range from 1916 to 2006, and the artwork represents not only the full range of media and techniques utilized by medical illustrators throughout the 20th century, but also visualizes the evolving understanding of disease and treatment during that time period.

The Lloyd Library sponsors annual Fellowship and Artist-in-Residency programs; however, during 2020 these were put on hold due to pandemic restrictions. When the Fellowship and Residency programs are reinstated, researchers interested in medical and pharmaceutical illustration will be encouraged to apply.

More information about donating to this Collection can be found on the [Vesalius Trust website](#).



Joffe donation to the Vesalius Trust. February, 9, 2020.

DR. STEPHEN JOFFE AND HIS WIFE SANDRA

Joffe made a unique contribution to the Trust Collection at the Vesalius Trust's Annual Meeting held in 2020. After the conclusion of the meeting, they graciously donated a rare print from an original woodcut of the frontispiece of *De Humani Corporis Fabrica* by Andrea Vesalius, dating from 1555. Both Stephen and Sandra are strong supporters and Friends of the Trust.

...they graciously donated a rare print from an original woodcut of the frontispiece of De Humani Corporis Fabrica by Andrea Vesalius, dating From 1555.

Sandra served on the Trust Board, and Stephen is a renowned expert on the works of Andreas Vesalius. Stephen also donated a copy of *The Fabrica of Andreas Vesalius*, a biography of Vesalius which he co-authored, to the Lloyd Library permanent collection.

The Vesalius Trust and Lloyd Library are thrilled to have this invaluable print as a part of the Vesalius Trust Collection of Art!

VESALIUS TRUST ART AND ANATOMY TOURS

**MARIE T. DAUENHEIMER, MA, CMI, FAMI, DIRECTOR/
TOUR COORDINATOR**

THE VESALIUS TRUST ART AND ANATOMY TOURS ARE educational experiences for medical illustrators and others interested in the history of anatomy, art, and medicine. Averaging 10 days in length, the tours began in 1997. There have been eight tours with a ninth in the planning stages. The eight previous tours have visited Italy, France, the Netherlands, Belgium, England, Scotland, Greece, Austria, Hungary, the Czech Republic, and Slovakia.

The upcoming Art and Anatomy tour will travel to France and Switzerland in October 2022. Highlights in France will include a tour of Leonardo da Vinci's last home in the beautiful Loire Valley, behind the scenes tour of the Paris Comparative Anatomy Museum, and a Morbid Anatomy Library sponsored conference at the Musée Fragonard located on the campus of the École Nationale Vétérinaire. In Switzerland the group will enjoy a visit to the Oskar Reinhart Collection in Winterthur, and a private tour of the Abbey of St. Gallen, including its rare book library. A visit to the Anatomisches Museum in Basel will allow the group to view two skeletons prepared by Andreas Vesalius.

All of the Art and Anatomy tours carry continuing education units (CEUs) for Certified Medical Illustrators, and include attendance at the Association Européenne des Illustrateurs Médicaux et Scientifiques or a related professional conference. A portion of each tour price is donated to the Vesalius Trust.



Paris Comparative
Anatomy Museum in
Jardin des Plantes
- 2022



Italy - 1997



Paris - 2001



Netherlands, Belgium - 2003



England, Scotland - 2006



Italy - 2003



Greece - 2014



England, Scotland - 2016



Budapest, Vienna, Prague - 2018

Photo credits: Photos of Greece (2014) and Paris Anatomy Museum in Jardin des Plantes (2022) courtesy of Marie Dauenheimer. All other photos courtesy of Margot McKay.

TRUST LEADERSHIP

THE VESALIUS TRUST IS MANAGED BY A BOARD OF

directors, informally known as the Trustees, along with a professional executive director. The Trustees serve without compensation or remuneration and are elected for three-year terms.

Through the Trustees, the Trust supports both students and professionals in visual communications for the health sciences; the Trustees act independently of any professional association.

OFFICERS

David W. Ehlert, President
Jill Rhead, Vice President
Wil Hamilton, Treasurer
Laura Roy, Secretary
Marcia Hartstock, Executive Committee
Member-at-Large

DIRECTORS

Marie Dauenheimer
Chelsea Canlas
Wendy Beth Jackelow
Mark Miller
Dorothy Fatunmbi
Sandra Joffe
Laura Garrison

EXECUTIVE DIRECTOR

Joan M. K. Tycko

INEZ DEMONET SCHOLARS

To further heighten the prestige and value of the scholarship program, the board of the Vesalius Trust voted to make the recipients of the annual Inez Demonet Scholarship non-voting (ex officio), one-year members of the board of trustees.

We warmly thank Felix Son and Evelyn Lockhart (see Scholar Spotlight on pages 11 and 12), the 2019 and 2020 Inez Demonet Scholars, respectively, for their support of the Trust!

To learn more about the Trust's Leadership, please visit vesaliustrust.org/about-us/our-leadership

ADVISORY COUNCIL


Council members come from not only biomedical and allied fields, but also from related professions and industries. Physicians, librarians, publishers, computer scientists, educators, archivists, public relations specialists, artists, photographers, and writers have been invited to become members of the Advisory Council. Membership on the council is by invitation of the board of trustees. There are no dues, nor is travel required.

Bill Andrews
Amanda Behr
Donald E. Biggerstaff
Jennifer Fairman
Lydia Gregg
Wayne Heim
David Killpack
Nick Klein

Crista Mason
James Netter
Michael Parker, MD
Jim Perkins
Roy Schneider
Gary Schnitz
Mark Schornak
Linda Warren

HONORING STU KIRKLAND

SUE SEIF, MA, CMI, FAMI



STU KIRKLAND WAS AN ASSOCIATE MEMBER

for more than 25 years, being roped in by his wife, Sue Seif. He loved the AMI and was always willing to pitch in to help with anything: manning desks, hanging the salon, selling raffle tickets (which he loved doing). Stu was the second executive director of the Vesalius Trust after the founding director, Peg Henry, retired.

He was also an FOT for much of its history. He always looked forward to the meetings and had many good friends in the AMI. He died after a several years battle with an aggressive lymphoma and was sunny and cheerful until the end of his life.



The
VESALIUS
TRUST
*for Visual Communication
in the Health Sciences*

**The Vesalius Trust
for Visual Communication
in the Health Sciences**

Joan M. K. Tycko, MA, MBA, CMI, FAMI
Executive Director

5309 Waneta Road
Bethesda, MD 20816

(904) 878-7801 Office
(888) 519-4088 Fax
vt@vesaliustrust.org

www.vesaliustrust.org